

**Step 1: Login to the Machine** Username: your ID number Password: 1Pu....

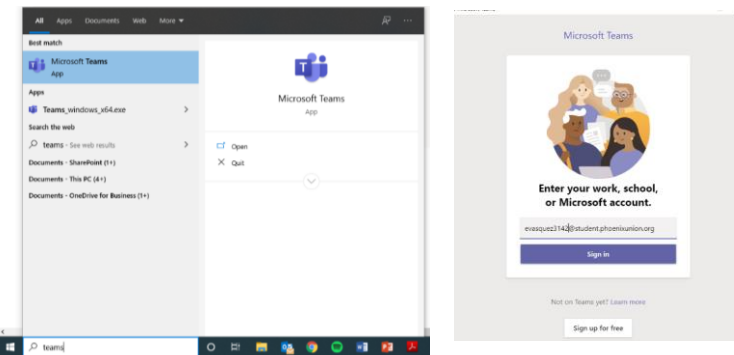
\*If you are experiencing a “domain error” when you login to your machine, hold the power button to re-start. If you still are unable to login, bring your laptop in for technology help at your designated time!

**Seniors/Juniors:** July 30<sup>th</sup> 3-5PM **Sophomores/Freshmen:** July 31<sup>st</sup>: 3-5PM **All:** Saturday August 1<sup>st</sup> 8AM – 12PM

**Step 2: How do I get logged into my classes?** Access your classes via TEAMS APP or Online [www.office.com](http://www.office.com)


**Using the Teams APP:**

- 1) Search Teams and select
- 2) Login with your \_\_\_\_\_@student.phoenixunion.org email and 1Pu... password.

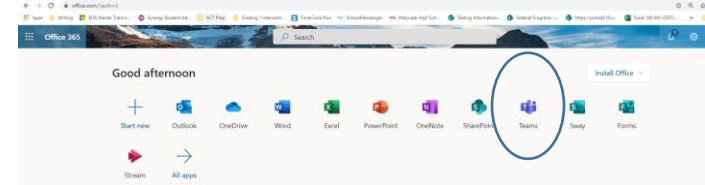


**OR**

**Using Teams Online**

- 1) Open Chrome Web Browser 
- 2) Go to [www.office.com](http://www.office.com)
- 3) Login with your student email \_\_\_\_\_@student.phoenixunion.org

Password: 1Pu...



- 4) \*If you do not see TEAMS select “All Apps” and then select TEAMS

**Step 3: Login on time to TEAMS and participate during live class meetings and complete your assignments in TEAMS. Reach out to teachers via chat in TEAMS.**

This year if you experiencing technical difficulties send an email to [helpdesk@phoenixunion.org](mailto:helpdesk@phoenixunion.org) and include your school, name, ID number and the problem you are having. They will work to support you remotely or with an appointment in person if necessary.